

## Count and Add



Count the number of objects and write the numbers in the boxes given below. Then, add the two numbers and write the total in the box provided.

1





+

=






+

=




+

=




+

=

Paste  
Sticker  
Here



## Missing Numbers

Subject: ..... Mathematics ..... Class: ..... KG - II

Name: .....

1

Complete the number sequence by writing the missing numbers on the turtle's back. Then match the numbers to the correct set of dots by drawing lines.

The illustration shows a pond with several turtles and rocks. The turtles have numbers on their backs: 10, 7, 6, 4, 3, 1. There are also blank spaces on the backs of some turtles. The rocks have different numbers of black dots: 1, 2, 3, 4, 5, 6, 7, 8, 9, 10.



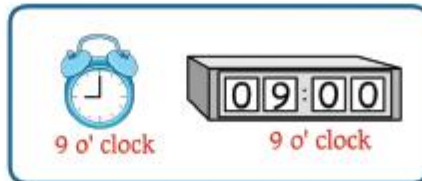
## Full or Empty

Subject: Mathematics Class: KG - II

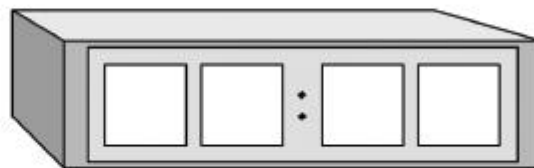
Name: \_\_\_\_\_

1

Write the time in the analog clock on the left side into the digital clock on the right side.



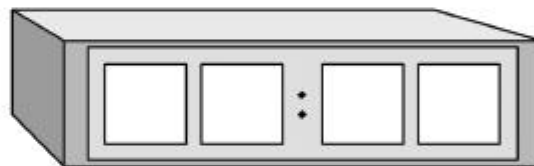
5 o' clock



5 o' clock



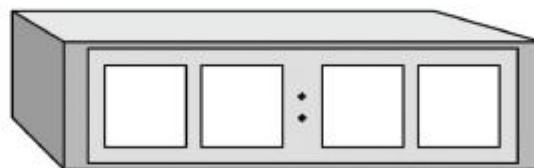
12 o' clock



12 o' clock



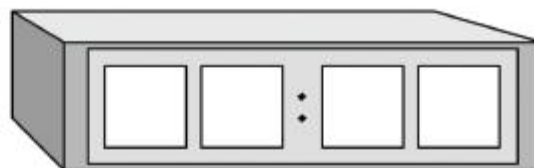
6 o' clock



6 o' clock



4 o' clock



4 o' clock




## Which Number?

Subject: Mathematics Class: KG - II


Name: \_\_\_\_\_

2

Write the number that comes before the given number.



Write the number that comes after the given number.



Write the number that comes between the given numbers.





## Skip Counting by 5

3

Fill in the missing numbers in a sequence. Draw the flowers and colour them. Read aloud the numbers in the flowers to understand skip counting by 5.



Paste  
Sticker  
Here



## What's the Engine Number?

Subject: Mathematics Class: KG - II

Name: .....

5

Write addition and subtraction facts for each number. (One has been done for you)

